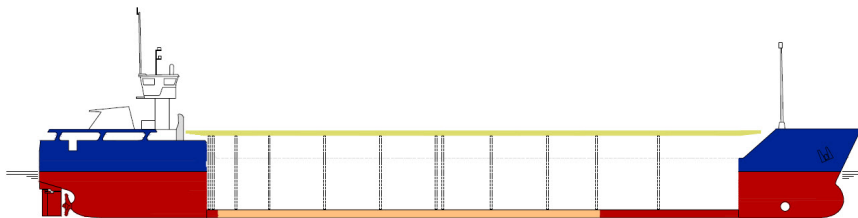


SHIPS PARTICULARS

MV MARLEY



Callsign	ONHT	Port of Registry	Antwerp	Flag	Belgian
IMO number	9116814	Official No	4948	MMSI Number	205656000

SHIP SPECIFICATION			
Type of vessel	General Dry Cargo Ship – multipurpose single deck box shaped – one hold grain fitted - two moveable bulkheads – steel floored		
Builder	Slovenske Lodenice A.S. 94525 Komarno, Slovakia Republic	Year of delivery	June 1995
Operating area	Europe, N.Africa, Mediterranean	Service Speed	9,5 knots
Class. Society	Rina Class	P & I	NNPC
Hull & Machinery	BDM		

TONNAGE		DRAFTS	
Gross tonnage	2061	Summer	4,950 m
Net tonnage	1161	Winter	4,840 m
Summer Deadweight	3001	Summer freeboard	1,466 m
Summer displacement	2903	Air draft in full ballast cond.:	mast up: 20.00 m mast down: 14.35
DWCC Summer / Winter	2900 / 2800	Keel to highest fixed point	23 m
Light ship	1089, 17		

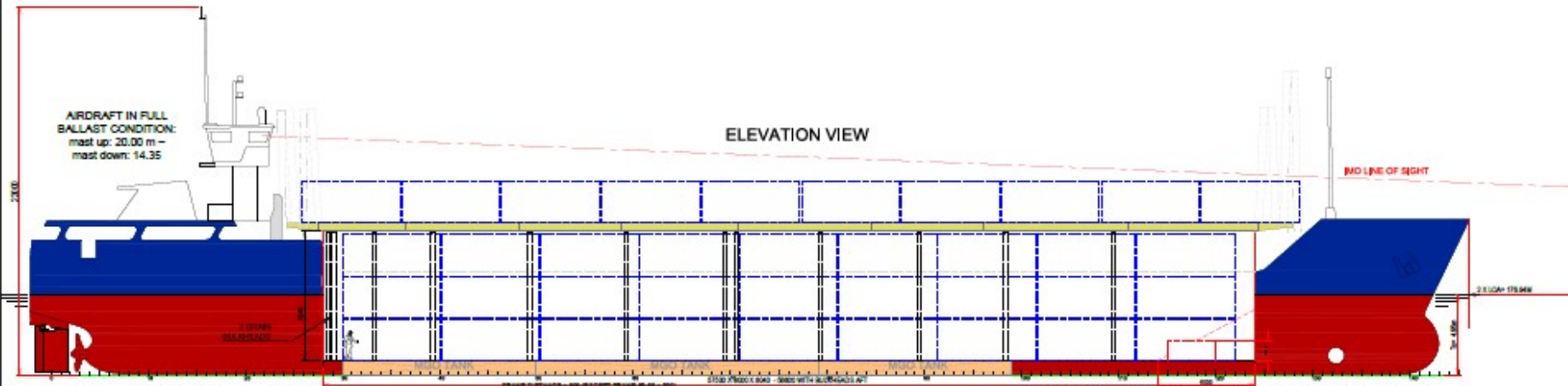
DIMENSIONS			
Length over all	88,48 m	Cargo hold dimension	57.50 m x 9,01 m x 8,06 m
Length between perp.	84,68 m	Hatch Cover Type	Kvaerner Multi-fold crocodile
Breadth moulded	11,35 m	Box opening hatch	57,50 m
Breadth Extreme	11,402 m	Box opening hatch –storage bulkheads	56,60 m
Depth (moulded)	6,42 m	Hatch Dimensions (L x B)	1 hatch 57,50 x 9,00 m
SWL Tanktop	12,0 T/m ²	Hold capacity grain/bale	4090 m ³ / 144,400 cbf
SWL Hatch cover	1,2 T/ m ²	Containers 20' (hold/hatch)	78/40
Distance from waterline to top of hatch coaming in full ballast conditions			5,85 m

TECHNICAL SPECIFICATIONS	
Main Engine	1 x Deutz MWM SBV 8 M 628 - 1.125kW
Bowthruster	175 KW
Fuel	MGO
Electrical Ventilation	YES – 6 airchanges/hour
IMO Fitted	YES – various classes

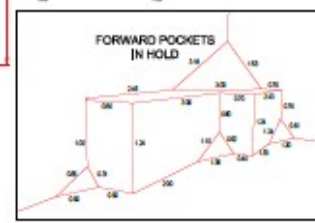
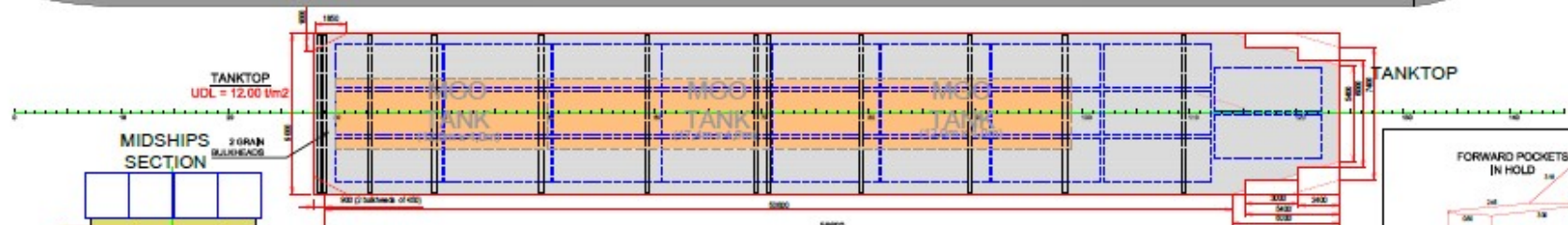
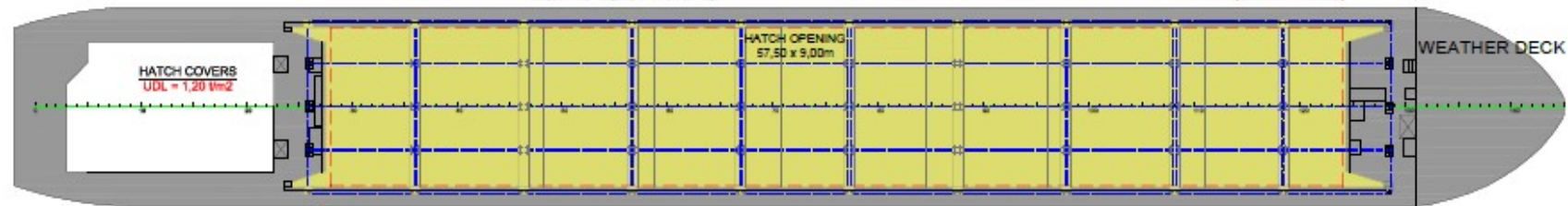
TANK CAPACITY	
Ballast Water	1181,00 m ³
Gas oil	135,00 m ³
Fresh Water	23,00 m ³



STOWAGE PLAN MV MARLEY



ELEVATION VIEW



NOTE:
DISTANCE FROM WATERLINE TO TOP OF HATCHCOAMING IN FULL BALLAST CONDITION
5.85 M

PRINCIPAL PARTICULARS	
Length O.A.	154.45 m
Length B.P.	149.65 m
Length M.S.P.	143.55 m
Depth M.S.P.	14.35 m
Summer draft	14.55 m
Winter draft	14.84 m
Displacement at Summer draft	3,000 t
DWCC Summer weight	3,875 t (+150 t)
Light Displacement Summer draft	4,000 t (+150 t)
Commander's cabin on deck at Summer draft	45 t (+150 t)
in hold	15 t (+150 t)
TOTAL	4,145 t (+150 t)



www.boeckmans.be

All details given in good faith and believed to be correct, but without guarantee